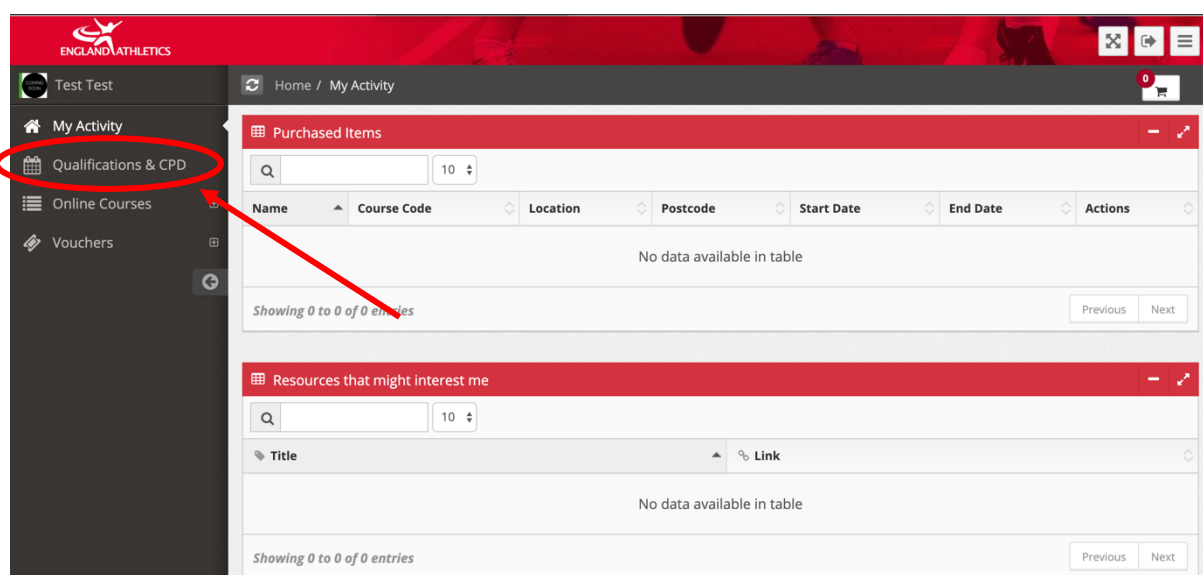


How to Book Safeguarding

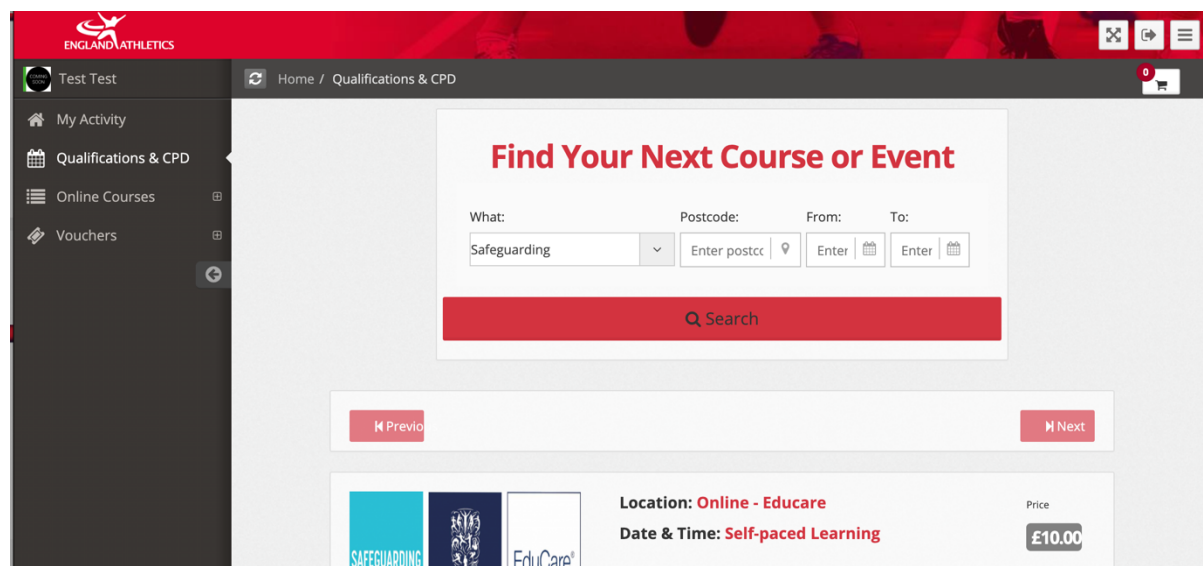
This is a user guide to show you how to book onto the British Athletics Safeguarding course on Athletics Hub.

Please Note: We recommend Chrome as the most compatible browser to use with Athletics Hub.

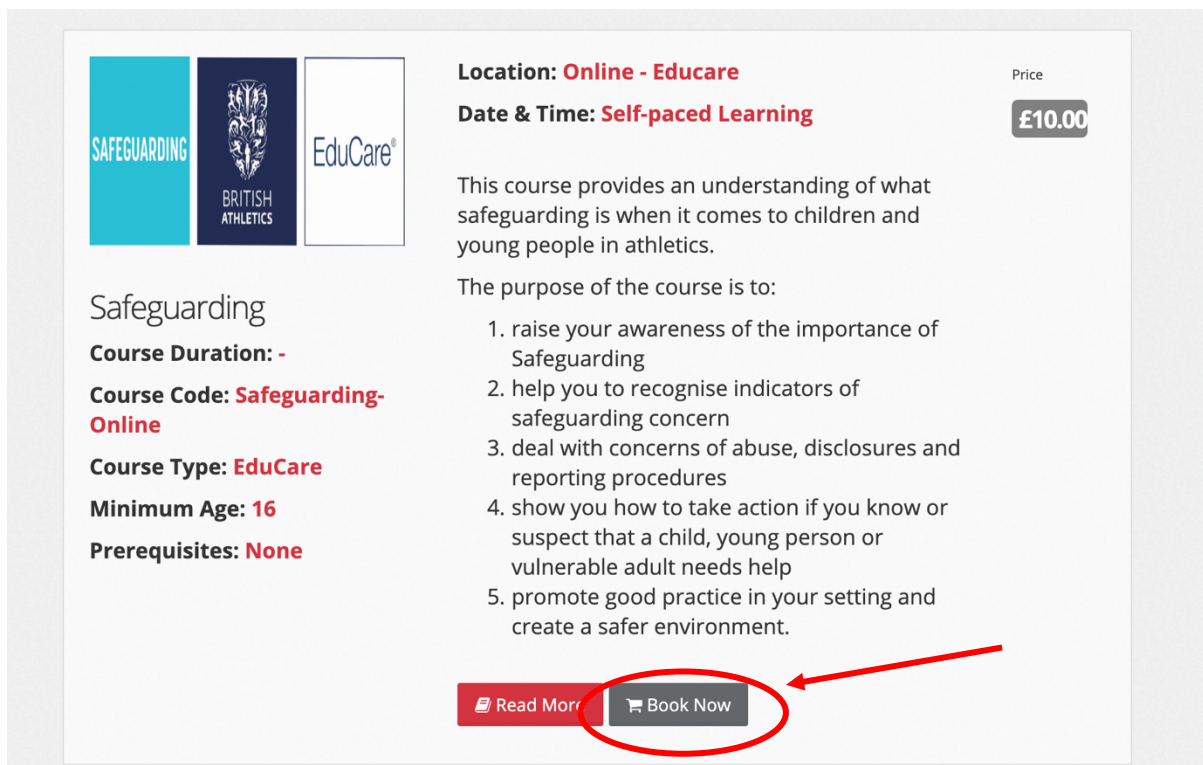
1. Log in to www.athleticshub.co.uk
2. Click on the Qualifications & CPD Link:



3. Search 'Safeguarding'. The course name will autocomplete as you start to type. Safeguarding is an online course, so you do not need to enter a postcode or course start/end date.



4. Scroll down and click 'Book Now'



Location: Online - Educare
Date & Time: Self-paced Learning
Price: £10.00

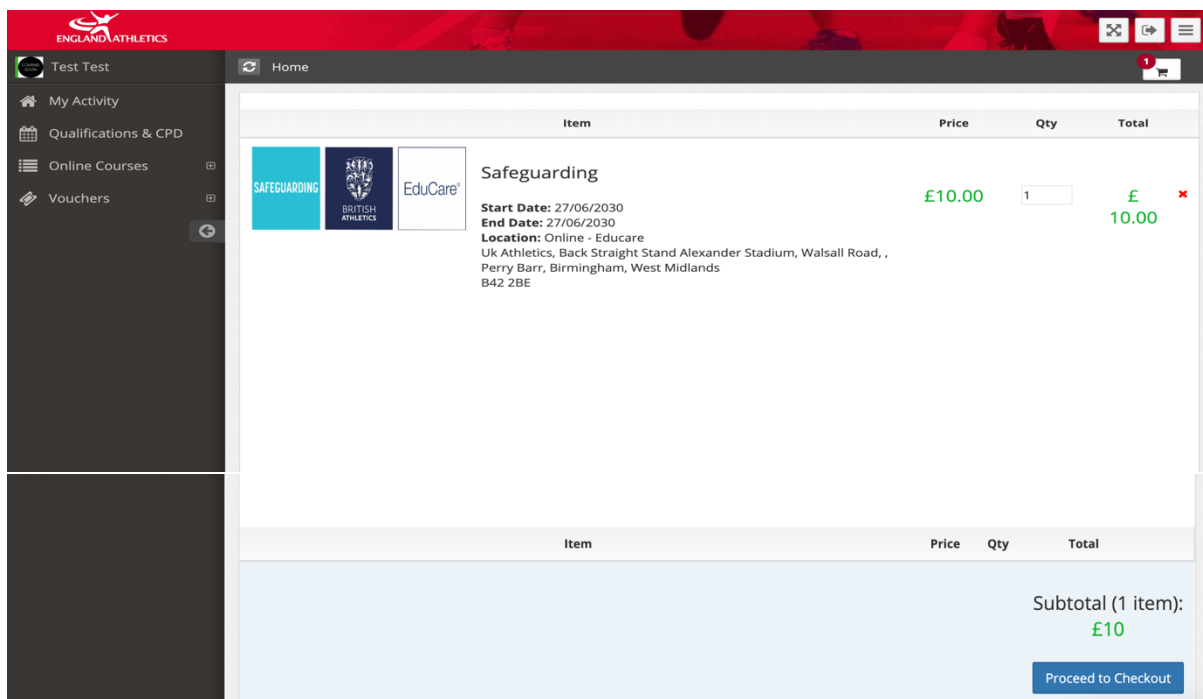
This course provides an understanding of what safeguarding is when it comes to children and young people in athletics.


The purpose of the course is to:

1. raise your awareness of the importance of Safeguarding
2. help you to recognise indicators of safeguarding concern
3. deal with concerns of abuse, disclosures and reporting procedures
4. show you how to take action if you know or suspect that a child, young person or vulnerable adult needs help
5. promote good practice in your setting and create a safer environment.

[Read More](#) [Book Now](#)

5. This will automatically take you to your basket. Scroll to the bottom and click 'Proceed to Checkout'



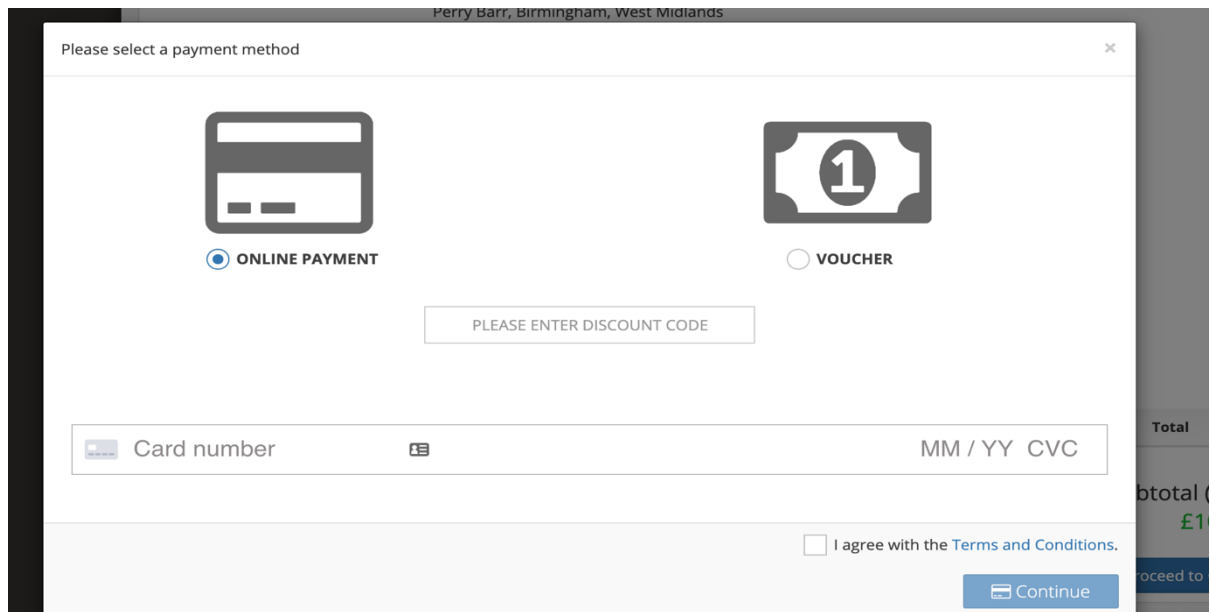
Item	Price	Qty	Total
 Safeguarding Start Date: 27/06/2030 End Date: 27/06/2030 Location: Online - Educare Uk Athletics, Back Straight Stand Alexander Stadium, Walsall Road, , Perry Barr, Birmingham, West Midlands B42 2BE	£10.00	1	£ 10.00

Subtotal (1 item):
£10

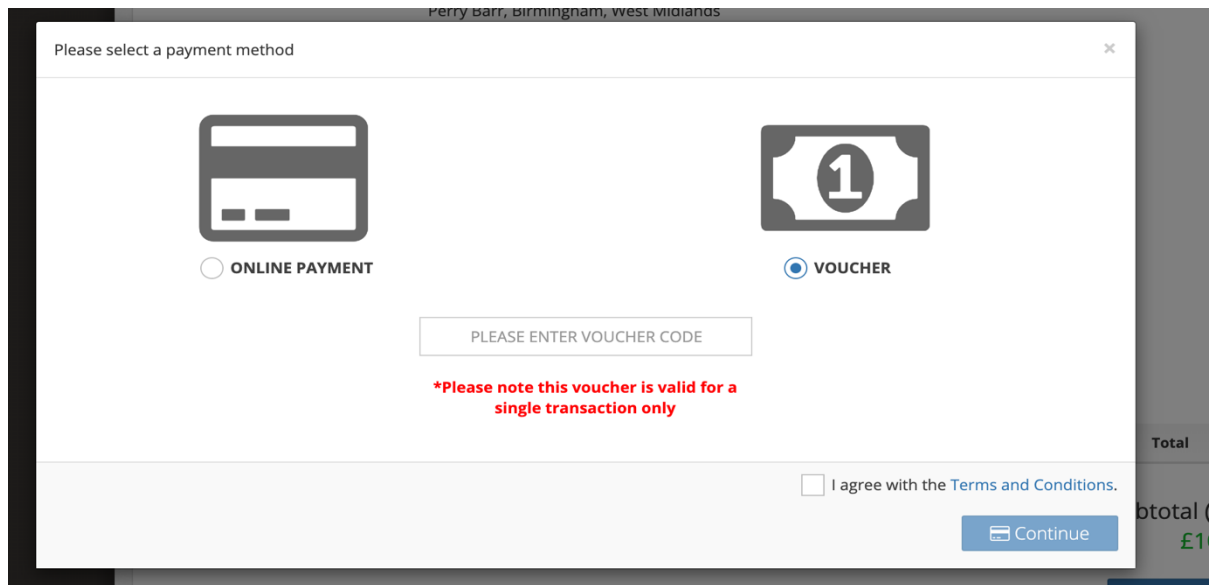
[Proceed to Checkout](#)

6. Enter your payment details. If you are paying by card, enter your card details here. If you have been provided with a voucher code, click 'Voucher' and enter the code.

Agree to the Terms & Conditions and click 'Continue'



The screenshot shows a dialog box titled "Please select a payment method" with a close button (X) in the top right corner. It features two main options: "ONLINE PAYMENT" (represented by a credit card icon and a selected radio button) and "VOUCHER" (represented by a voucher icon with the number '1' and an unselected radio button). Below these options is a text input field labeled "PLEASE ENTER DISCOUNT CODE". At the bottom, there is a checkbox for "I agree with the Terms and Conditions." and a blue "Continue" button. The background shows a blurred view of a payment page with fields for "Card number" and "MM / YY CVC".



The screenshot shows the same "Please select a payment method" dialog box, but with the "VOUCHER" option selected (radio button is filled). The text input field now says "PLEASE ENTER VOUCHER CODE". Below this field, a red note states: "*Please note this voucher is valid for a single transaction only". The "Continue" button remains at the bottom right. The background is the same blurred payment page.

Your booking has been made and you will receive a confirmation email.

Please Note: The Safeguarding course was designed in partnership with EduCare and sits on their platform. EduCare will contact you directly with details of how to log in to their website. This can take 1-2 working days. Please be sure to check your junk/spam mail for the EduCare email.